

# HDR



## DIGITAL PHOTO 2

# What is HDR?

- High Dynamic Range



- Combining multiple exposures of one scene to get a full range of tones: shadows, highlights and mid-tones.





Mrs. Hall, 2009

# How do I shoot for an HDR?

- Use a Tripod if possible ○
- Shoot for at least 5 different exposures or more to cover the full range of tones
- Changing your shutter speed in **Manual Mode** will give you the most range or use your exposure override (+/-)
- Do not change your aperture-this will cause depth-of-field issues





Merged



Tonemapped



Mrs. Hall, 2009









Mrs. Hall, 2009



# STUDENT WORK




Dani Guillot, 2010



Colby Daniels, 2008





Jenny Scott, 2008





DSC00251.JPG

DSC00252.JPG

DSC00253.JPG

DSC00254.JPG

DSC00255.JPG



photomatix -1.tif



photomatix -1-p...



DSC00256.JPG



DSC00257.JPG




DSC00258.JPG



DSC00259.JPG




DSC00260.JPG



photomatix -2.tif




DSC00261.JPG



DSC00262.JPG



DSC00263.JPG



DSC00264.JPG



DSC00265.JPG



photomatix.tif



DSC00267.JPG



DSC00268.JPG



DSC00269.JPG



DSC00270.JPG



DSC00271.JPG



DSC00272.JPG



DSC00273.JPG



DSC00274.JPG



DSC00275.JPG



DSC00276.JPG






Lisa Stoffsky, 2008





Stephanie Mark, 2011






Sarah Johnson, 2011



Victoria Larsen, 2011





Victoria Larsen, 2011





Skye Willard, 2011





Trevor Shafer, 2009





Kelsey Bentley, 2011





Trevor Shafer, 2009





